



EUROPEAN FEDERATION OF  
BIOTECHNOLOGY

# Membership overview

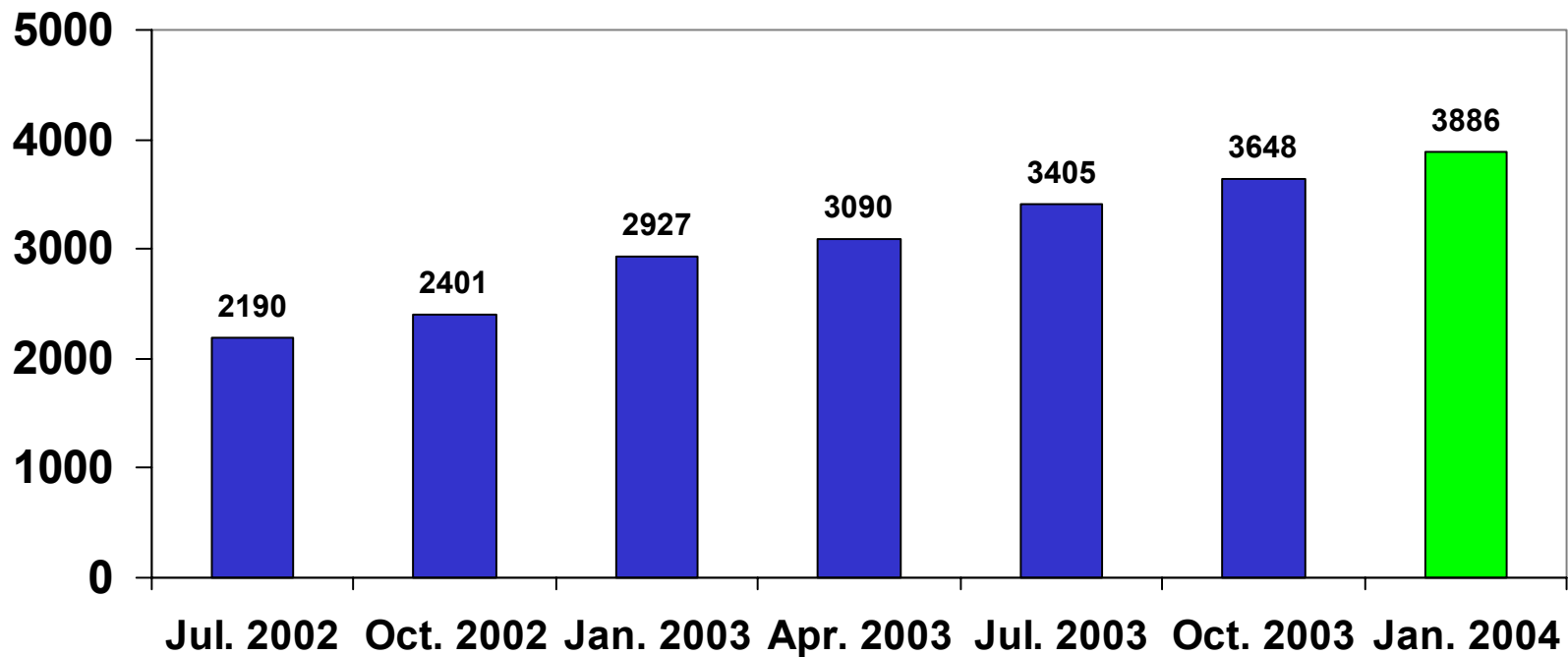
## January 2004

<b>Absolute number of members</b>	<b>January 2004</b>	<b>Increase: past 3 months</b>
<b>Institutional members</b>	<b>200</b>	<b>9</b>
<b>Total personal members</b>	<b>3886</b>	<b>238</b>
<b>Non-European members</b>	<b>588</b>	<b>112</b>
<b>Section memberships</b>	<b>7881</b>	<b>1109</b>



EUROPEAN FEDERATION OF  
BIOTECHNOLOGY

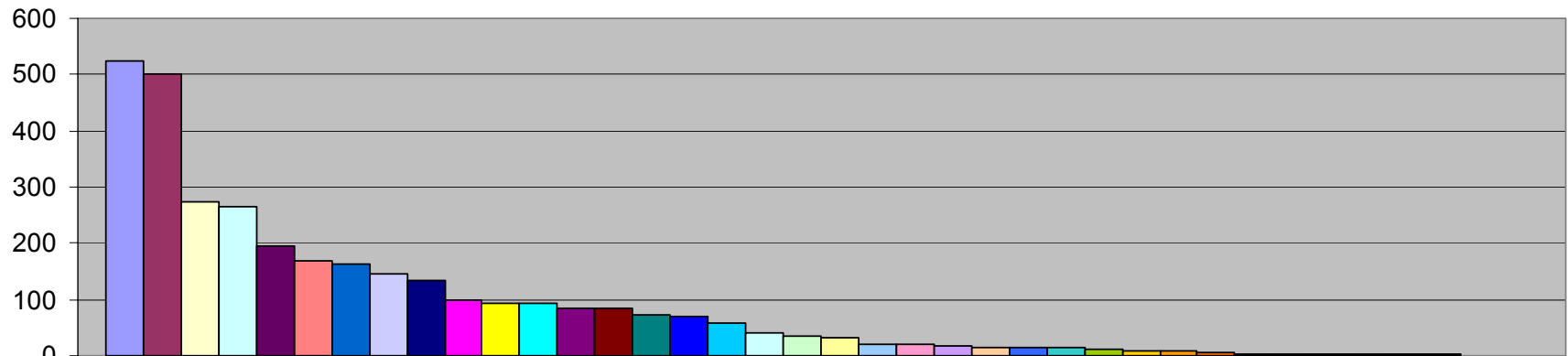
## EFB personal memberships 2002-2004





EUROPEAN FEDERATION OF  
BIOTECHNOLOGY

# European Personal Members (3298) January 2004



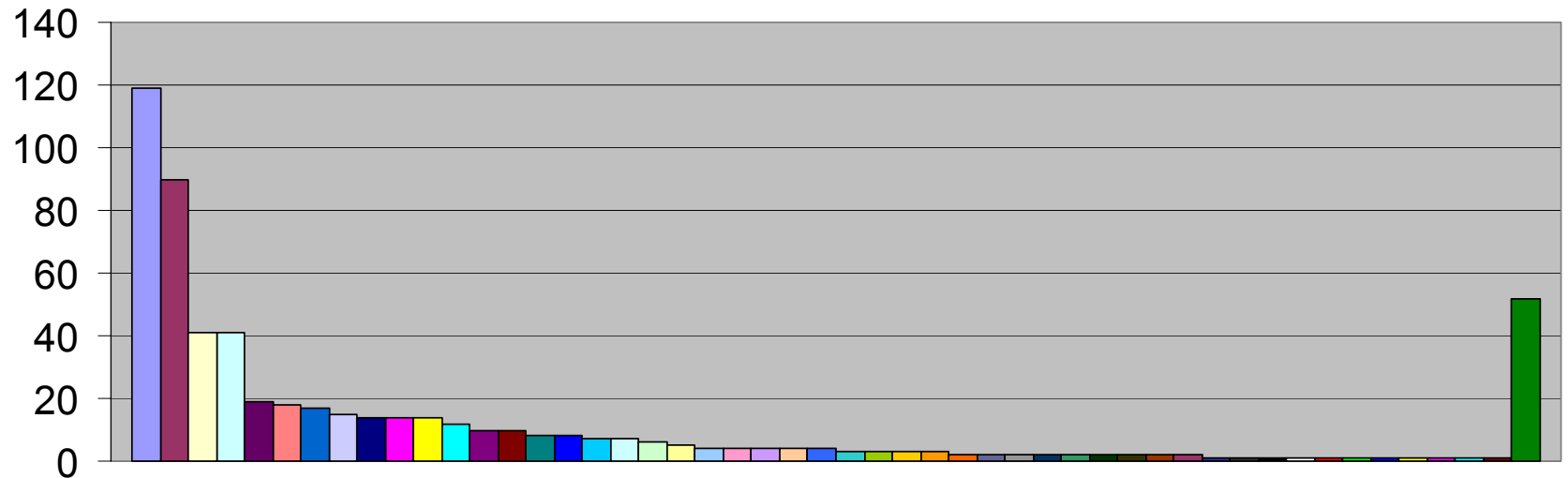
38 European countries

Germany (525)	Italy (502)	United Kingdom (274)	Poland (266)	The Netherlands (196)
France (168)	Belgium (163)	Denmark (147)	Spain (134)	Switzerland (99)
Sweden (93)	Turkey (93)	Ireland (85)	Portugal (85)	Hungary (73)
Austria (69)	Finland (57)	Greece (40)	Norway (35)	Slovenia (33)
Czech Republic (21)	Russia (21)	Croatia (18)	Romania (16)	Slovakia (16)
Lithuania (15)	Serbia and Montenegro (13)	Bulgaria (9)	Latvia (9)	Estonia (6)
Belarus (4)	Ukraine (3)	Georgia (2)	Iceland (2)	Macedonia (2)
Malta (2)	Albania (1)	Luxemburg (1)		



EUROPEAN FEDERATION OF  
BIOTECHNOLOGY

## Non-European Personal Members (588) January 2004



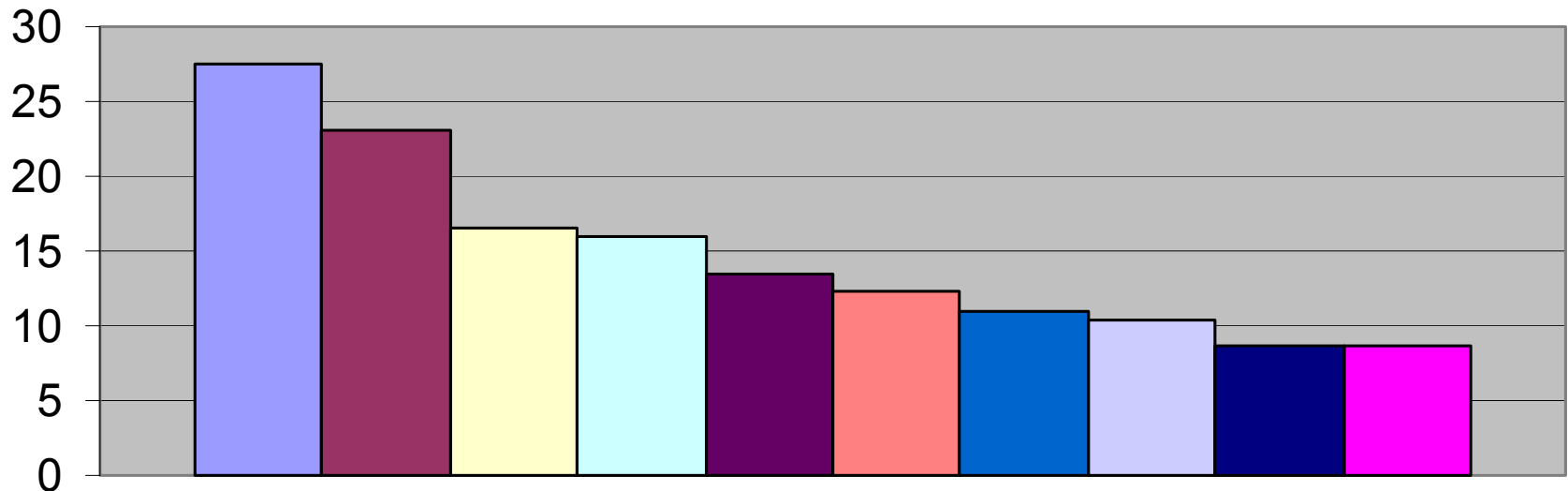
### 49 Non-European countries

- |                |                          |                |                     |                  |                         |
|----------------|--------------------------|----------------|---------------------|------------------|-------------------------|
| India (119)    | United States (90)       | China (41)     | Egypt (41)          | Iran (19)        | Canada (18)             |
| Pakistan (17)  | Brazil (15)              | Israel (14)    | Japan (14)          | Nigeria (14)     | South Africa (12)       |
| Argentina (10) | Mexico (10)              | Australia (8)  | Korea, Republic (8) | Sri Lanka (7)    | Taiwan (7)              |
| Peru (6)       | Malaysia (5)             | Ghana (4)      | Kenya (4)           | Philippines (4)  | Singapore (4)           |
| Thailand (4)   | Armenia (3)              | Colombia (3)   | Cuba (3)            | New Zealand (3)  | Cameroon (2)            |
| Chile (2)      | Ethiopia (2)             | Hong Kong (2)  | Indonesia (2)       | Jordan (2)       | Trinidad and Tobago (2) |
| Tunisia (2)    | United Arab Emirates (2) | Afganistan (1) | Bangladesh (1)      | Bolivia (1)      | Guatemala (1)           |
| Kazakhstan (1) | Korea, South (1)         | Kyrgyzstan (1) | Mauritius (1)       | Saudi Arabia (1) | Syria (1)               |
| Vietnam (1)    | No-country (52)          |                |                     |                  |                         |



EUROPEAN FEDERATION OF  
BIOTECHNOLOGY

## Top 10 Index Personal Members January 2004



### Members per M. Inhabitants (absolute numbers given in brackets)

■ Denmark (147)  
■ Belgium (163)  
■ Finland (57)  
■ Portugal (85)

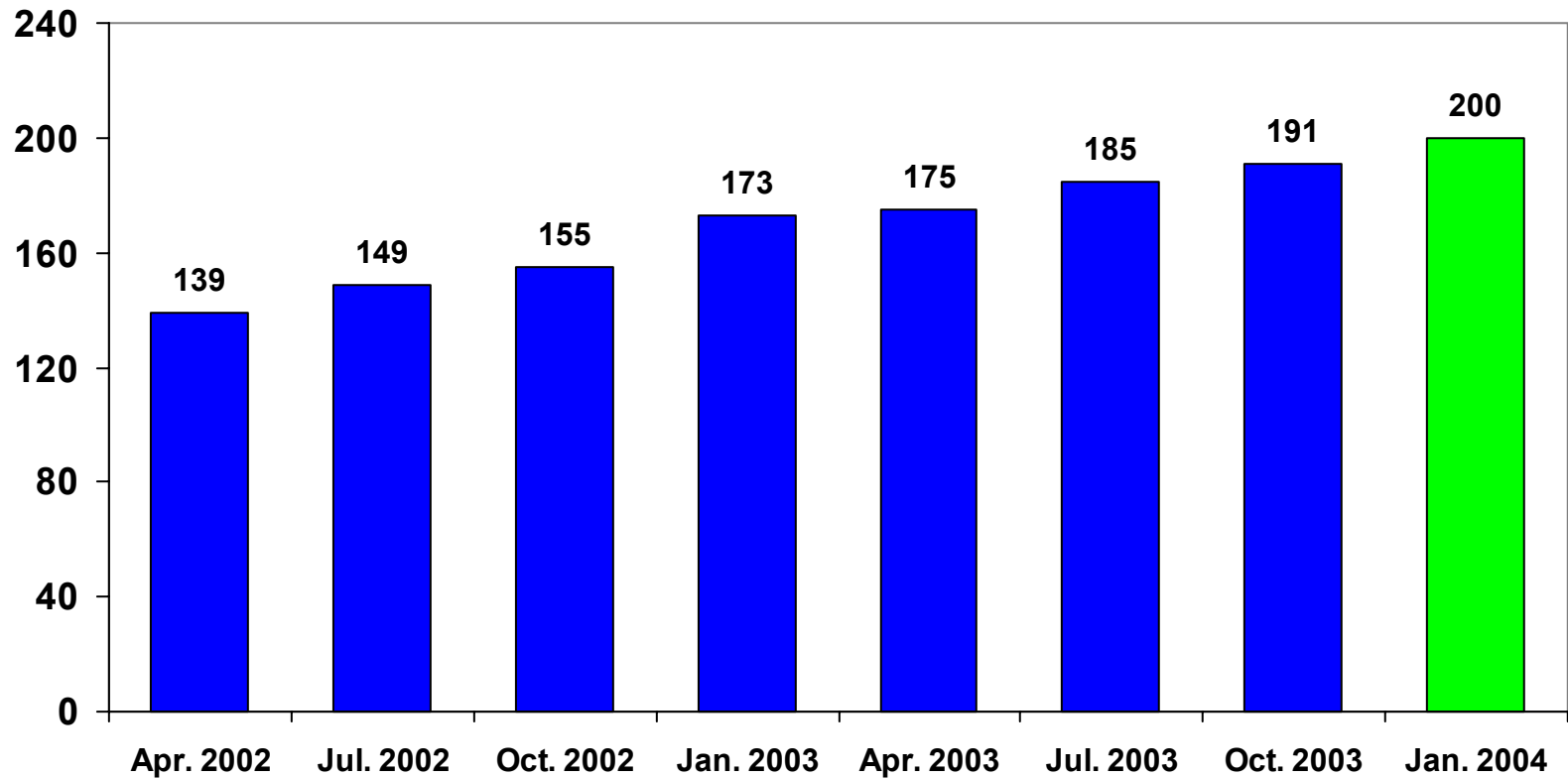
■ Ireland (85)  
■ Switzerland (99)  
■ Sweden (93)

■ Slovenia (33)  
■ The Netherlands (196)  
■ Italy (502)



EUROPEAN FEDERATION OF  
BIOTECHNOLOGY

## Total number of Institutional Members (200) (January 2004)

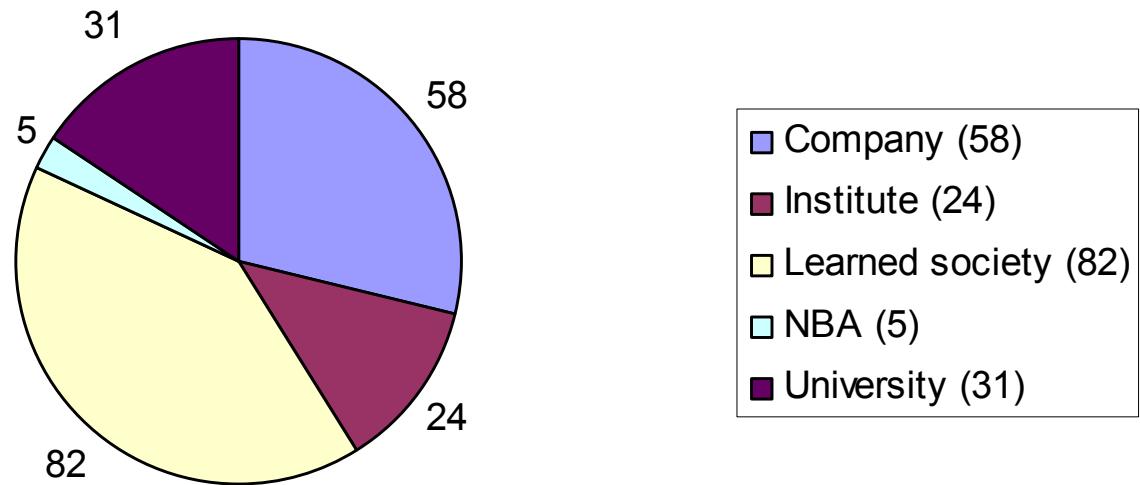




EUROPEAN FEDERATION OF  
BIOTECHNOLOGY

# Institutional Members (200)

## January 2004





EUROPEAN FEDERATION OF  
BIOTECHNOLOGY

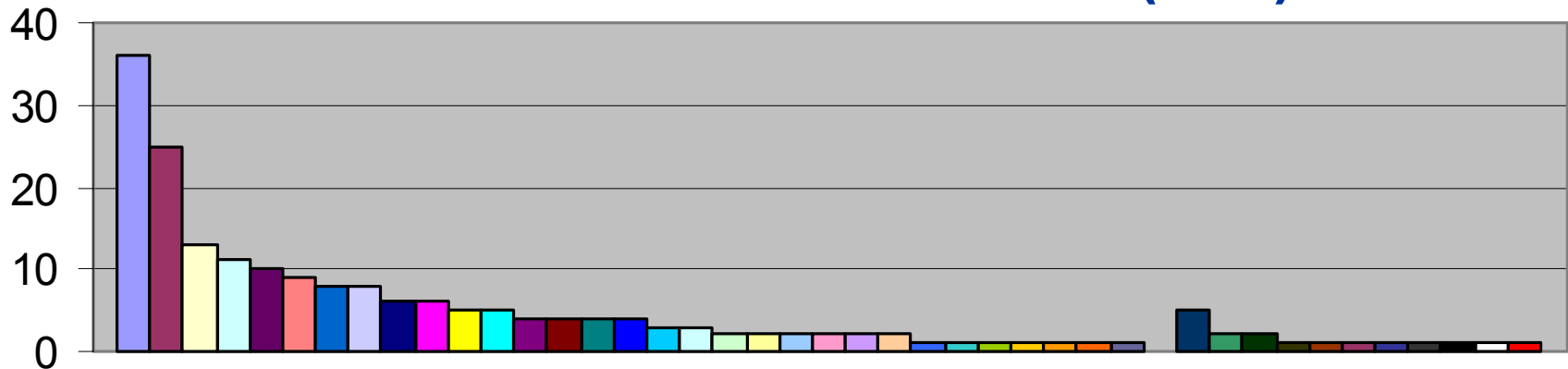
## Increase in Institutional Members (divided in academia and industry)

	January 2004	Increase over last 3 months
Number of Institutional Members Academia	142	7
Number of Institutional Members Industry	58	2
Total number of Institutional Members	200	9



EUROPEAN FEDERATION OF  
BIOTECHNOLOGY

## Institutional Members (200)



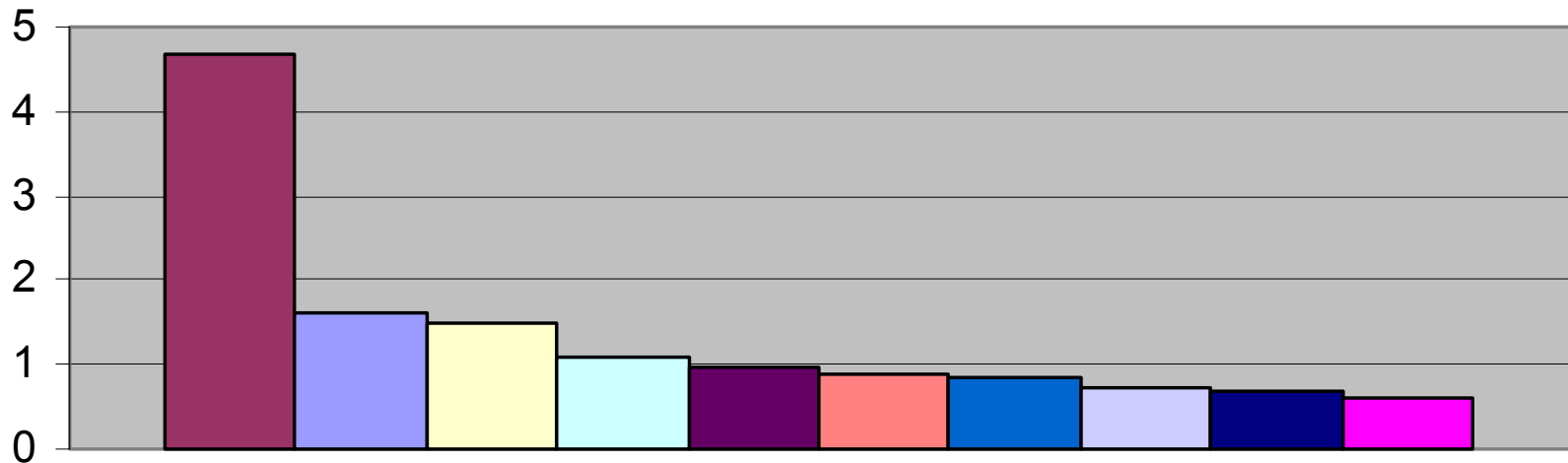
### 31 European Countries and 9 Non-european

- |                 |                   |                      |                             |                     |
|-----------------|-------------------|----------------------|-----------------------------|---------------------|
| ■ Germany (36)  | ■ Denmark (25)    | ■ Italy (13)         | ■ Netherlands (11)          | ■ Belgium (10)      |
| ■ France (9)    | ■ Switzerland (8) | ■ United Kingdom (8) | ■ Hungary (6)               | ■ Ireland (6)       |
| ■ Poland (5)    | ■ Spain (5)       | ■ Czech Republic (4) | ■ Greece (4)                | ■ Norway (4)        |
| ■ Sweden (4)    | ■ Bulgaria (3)    | ■ Slovenia (3)       | ■ Austria (2)               | ■ Croatia (2)       |
| ■ Finland (2)   | ■ Latvia (2)      | ■ Romania (2)        | ■ Slovakia (2)              | ■ Albania (1)       |
| ■ Estonia (1)   | ■ Lithuania (1)   | ■ Portugal (1)       | ■ Serbia and Montenegro (1) | ■ Turkey (1)        |
| ■ Ukraine (1)   | ■ Cameroon (1)    | ■ China (5)          | ■ India (2)                 | ■ United States (2) |
| ■ Australia (1) | ■ Nigeria (1)     | ■ Israel (1)         | ■ Japan (1)                 | ■ Kenya (1)         |
| ■ Libya (1)     |                   | ■ Saudi Arabia (1)   |                             |                     |



EUROPEAN FEDERATION OF  
BIOTECHNOLOGY

## Top 10 Index Institutional Members January 2004



**Members per M. Inhabitants (absolute number given in brackets)**

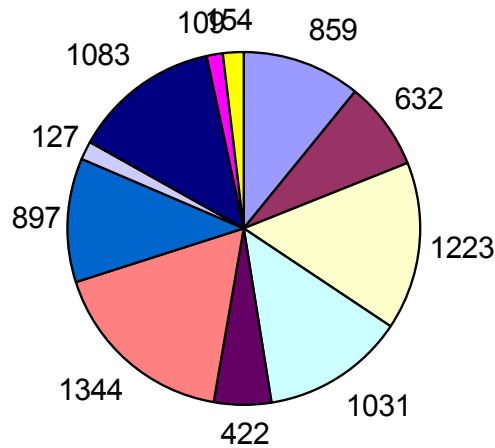
- |                    |               |                |                   |
|--------------------|---------------|----------------|-------------------|
| ■ Denmark (25)     | ■ Ireland (6) | ■ Slovenia (3) | ■ Switzerland (8) |
| ■ Belgium (10)     | ■ Norway (4)  | ■ Latvia (2)   | ■ Estonia (1)     |
| ■ Netherlands (11) | ■ Hungary (6) |                |                   |



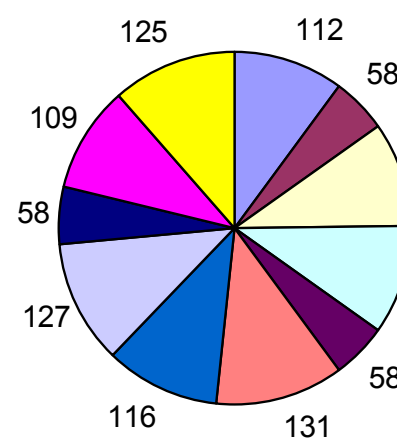
EUROPEAN FEDERATION OF  
BIOTECHNOLOGY

## Increase in the past 3 months per Section in absolute numbers

Total number of section memberships January 2004 = 7881  
(actual number of members / % of total section memberships  
in January 2004 in brackets)



Absolute members per Section



Increase per Section

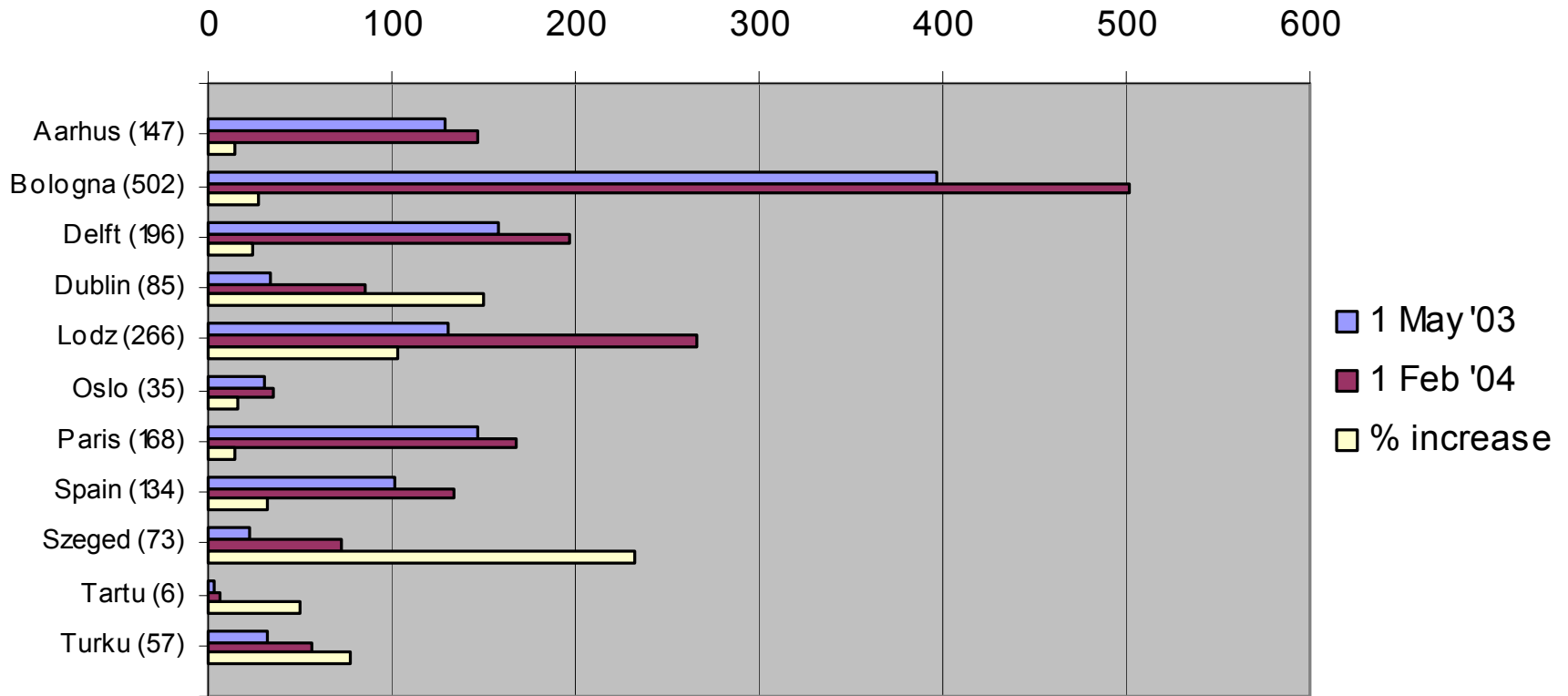
- Agri-Biotechnology (859/11%)
- Applied Biocatalyses (632/8%)
- Applied Functional Genomics (1223/16%)
- Biochemical Engineering (1031/13%)
- Biodiversity (422/5%)
- EAPB (1344/17%)
- Environmental Biotech (897/11%)
- Medicines Development (127/2%)
- Microbial Physiology (1083/14%)
- NanoBiotechnology (109/1%)
- YEBN (154/2%)

\*Section on Medicines Development & Section of NanoBiotechnology have been installed December 03



EUROPEAN FEDERATION OF  
BIOTECHNOLOGY

## Membership increase per RBO country (Since installation, 1 May '03) (absolute number 1 Feb '04. given in brackets)



\*RBO Paris was installed 1 July

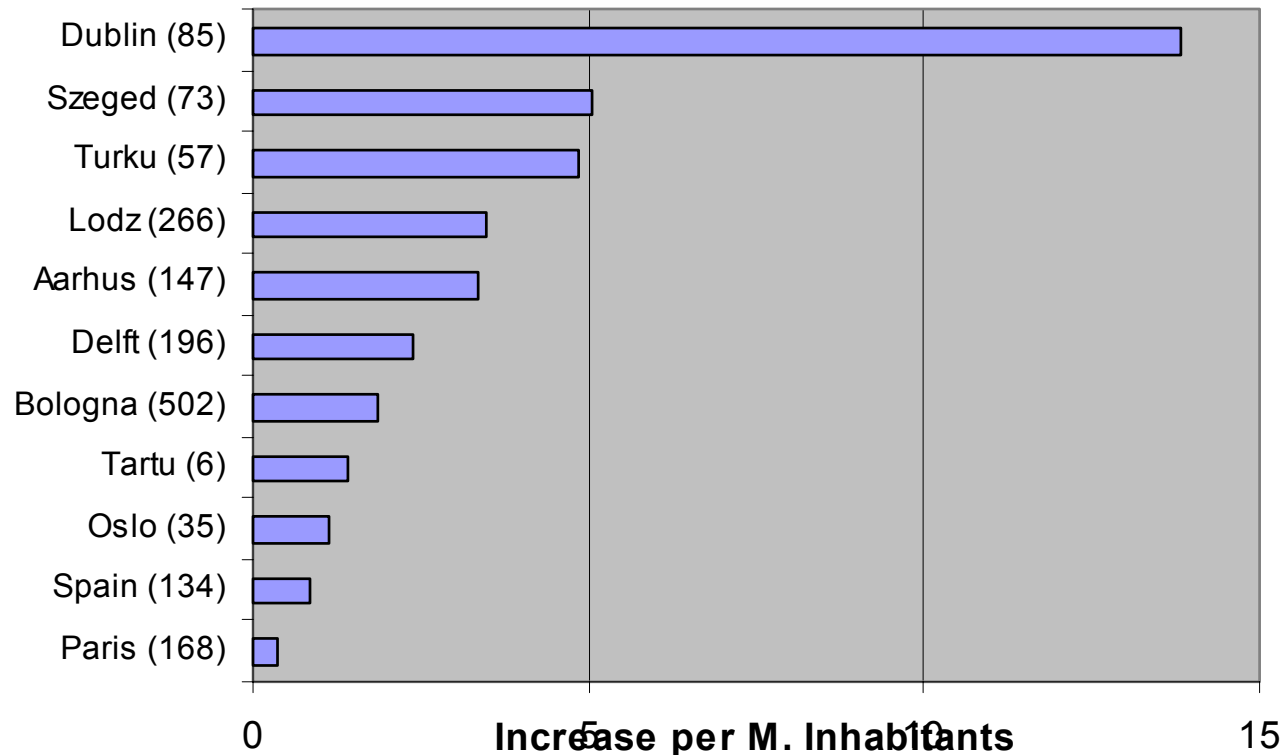
\*RBO Spain was installed 1 September



EUROPEAN FEDERATION OF  
BIOTECHNOLOGY

## Membership increase per RBO country Increase per M. inhabitants

(Since installation 1 May '03, absolute number 1 Feb. given in brackets)



\*RBO Paris was installed 1 July

\*RBO Spain was installed 1 September



EUROPEAN FEDERATION OF  
BIOTECHNOLOGY

## Members per RBO country

RBO	October		Increase last 3 months	
	Personal	Institute	Personal	Institute
Denmark	147	25	9	3
Estonia	6	1	1	0
Finland	57	2	7	0
France	168	9	6	0
The Netherlands	196	11	17	0
Hungary	73	6	7	1
Ireland	85	6	12	0
Italy	502	13	8	0
Norway	35	4	1	0
Poland	266	5	30	0
Spain	134	4	22	0
<b>Most active non-RBO countries</b>				
Germany	525	36	17	0
United Kingdom	272	8	15	0
Belgium	163	10	5	0